

Benefits of a Roundabout

Safety

Studies of over 11 intersections around the U.S. where traffic signals have been replaced with roundabouts show a reduction in crashes. More importantly, the frequency of severe crashes involving injuries and fatalities is significantly reduced, since vehicles travel slower and the angle of vehicles as they merge and diverge is more conducive to sideswipe and fender bender type crashes. Signalized and unsignalized intersections tend to experience more T-bone and head-on type crashes.

Environment

Roundabouts result in fewer stops and lower travel delays, thereby reducing vehicle emissions and fuel consumption.

Beauty

The central island in a roundabout allows for landscaping, sculpture, or other aesthetic features. Additionally, roundabouts eliminate the clutter associated with traffic control boxes, signals, poles, and wires.

Economy

Roundabouts result in savings for:

- The City. Roundabouts are less expensive to operate and maintain than traffic signals.
- Drivers. Roundabouts reduce waiting time and fuel consumption.
- The community. Because collisions in roundabouts are less frequent and severe, insurance and medical costs are lower; most importantly, the human cost due to injury and death is reduced.

Capacity

During rush hour, roundabouts typically carry about 30-50% more vehicles than similarly sized signalized intersections because traffic is always moving. During normal traffic conditions, roundabouts cause almost no delays, whereas a signalized intersection can cause delays to sides streets and left-turning traffic. Since traffic flows continuously, roundabouts increase traffic capacity and eliminate waiting at stoplights.

Hillsborough Street
Pullen Road

ROUNDABOUT

General Information and
Driving Tips

City of Raleigh, NC



www.raleighnc.gov

Roundabout Tips

- Slow down as you approach the roundabout.
- Choose your lane before entering the roundabout — just as you would when approaching a signalized intersection.
- Before entering the roundabout, look left. Proceed when there's an opening in traffic.
- **Vehicles (including bicycles) inside the roundabout — and pedestrians — always have the right of way.**
- Stay in your lane. Don't change lanes in the roundabout.
- Don't stop inside the roundabout.

For additional information, contact:

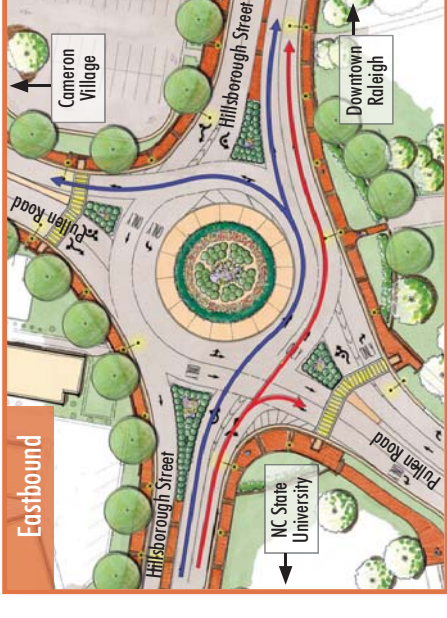
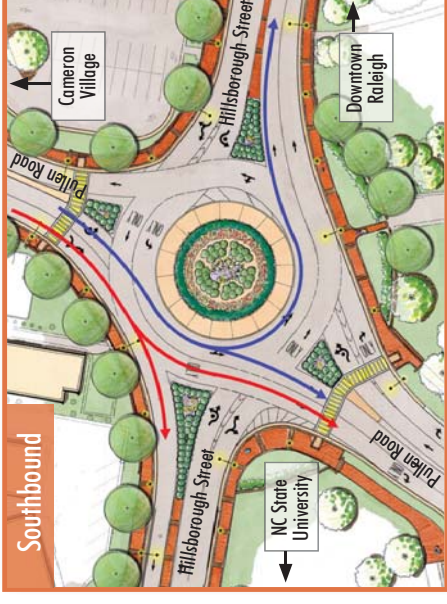
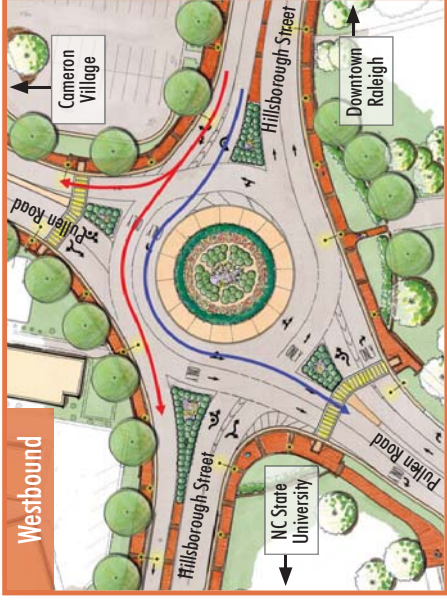
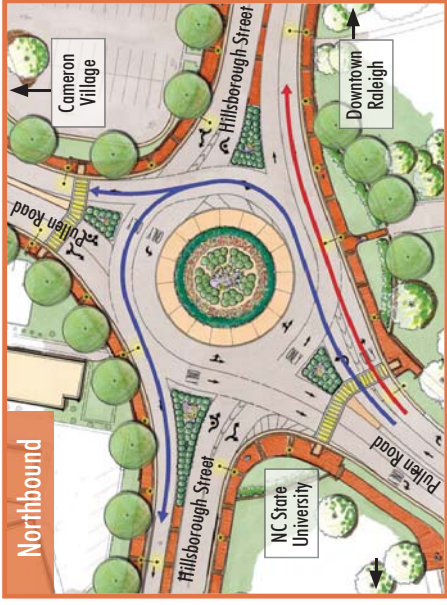
City of Raleigh
Public Works Department
222 West Hargett Street
Raleigh, NC 27601
Phone: 919-996-3030
www.raleighnc.gov



Driving the Roundabout

1. Choose your lane before entering the roundabout (see below for specific instructions).
2. Yield to traffic in the roundabout. Enter the roundabout when there is a safe gap in the traffic.

3. Stay in your lane.
4. When you reach your exit, turn on your right turn signal and exit the roundabout.



From Pullen Road Northbound...

To Downtown via Hillsborough Street

- When approaching the roundabout, you must be in the **RIGHT LANE**.
- Stop for pedestrians in the crosswalk or preparing to cross.
- Follow instructions 2-4 above.

To Cameron Village via Pullen Road

- When approaching the roundabout, you must be in the **LEFT LANE**.
- Stop for pedestrians in the crosswalk or preparing to cross.
- Follow instructions 2-4 above.
- Stop for pedestrians in the crosswalk or preparing to cross.

To NC State via Hillsborough Street

- When approaching the roundabout, you must be in the **LEFT LANE**.
- Stop for pedestrians in the crosswalk or preparing to cross.
- Follow instructions 2-4 above.

From Hillsborough Street Westbound...

To Cameron Village via Pullen Road

- When approaching the roundabout, you must be in the **RIGHT LANE**.
- Follow instructions 2-4 above.
- Stop for pedestrians in the crosswalk or preparing to cross.

To NC State via Hillsborough Street

- When approaching the roundabout, you must be in the **RIGHT LANE**.
- Follow instructions 2-4 above.

To Western Boulevard via Pullen Road

- When approaching the roundabout, you must be in the **LEFT LANE**.
- Follow instructions 2-4 above.
- Stop for pedestrians in the crosswalk or preparing to cross.

From Pullen Road Southbound...

To NC State via Hillsborough Street

- When approaching the roundabout, you must be in the **RIGHT LANE**.
- Stop for pedestrians in the crosswalk or preparing to cross.
- Follow instructions 2-4 above.

To Western Boulevard via Pullen Road

- When approaching the roundabout, you may be in the **RIGHT LANE** or the **LEFT LANE**.
- Stop for pedestrians in the crosswalk or preparing to cross.
- Follow instructions 2-4 above.
- Stop for pedestrians in the crosswalk or preparing to cross.

To Downtown via Hillsborough Street

- When approaching the roundabout, you must be in the **LEFT LANE**.
- Stop for pedestrians in the crosswalk or preparing to cross.
- Follow instructions 2-4 above.

From Hillsborough Street Eastbound...

To Western Boulevard via Pullen Road

- When approaching the roundabout, you must be in the **RIGHT LANE**.
- Follow instructions 2-4 above.
- Stop for pedestrians in the crosswalk or preparing to cross.

To Downtown via Hillsborough Street

- When approaching the roundabout, you may be in the **RIGHT LANE** or the **LEFT LANE**.
- Follow instructions 2-4 above.

To Cameron Village via Pullen Road

- When approaching the roundabout, you must be in the **LEFT LANE**.
- Follow instructions 2-4 above.
- Stop for pedestrians in the crosswalk or preparing to cross.

Pedestrians

- Use the sidewalk and designated crosswalk.
- The median island (along the crosswalk) is there to provide pedestrians a refuge between lanes.
- You have the right of way, but keep an eye out for cars, trucks, and bicycles.

Bicyclists

- Bicyclists **using the street** should follow the same rules as motorists (above), occupying the middle of the lane.
- Bicyclists using the sidewalk should dismount from their bike and follow the same rules as pedestrians.

When Emergency Vehicles Approach

- Do not enter the roundabout — pull over to the right.
- If you are in the roundabout, exit and then pull over.
- Do not stop in the roundabout.**

When Trucks/Buses are in the Roundabout

- Yield to large vehicles in the roundabout — they need more room to maneuver.
- The raised section of pavement around the central island is a *truck apron*.